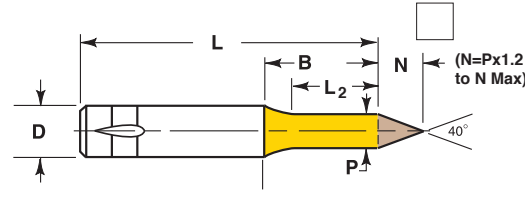
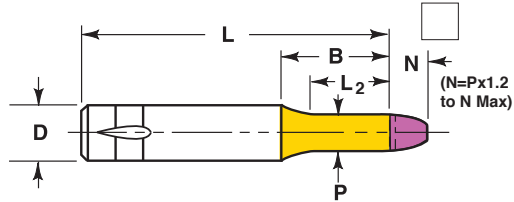
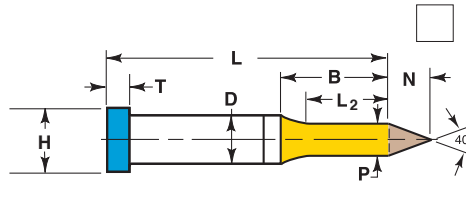
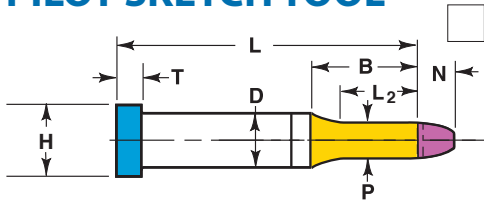
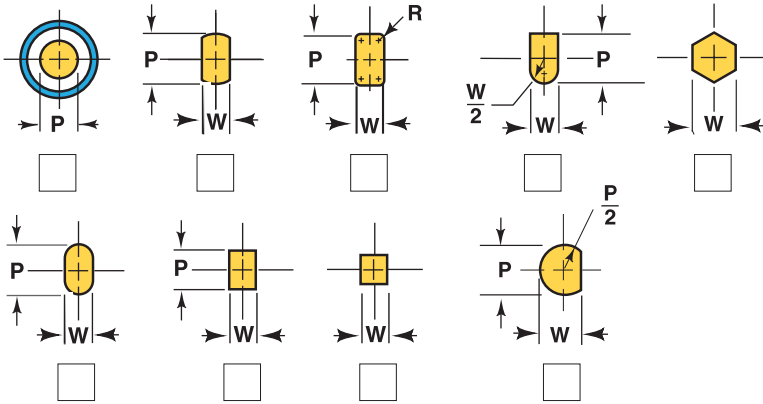


PILOT SKETCH TOOL



LIGHT DUTY

HEAVY DUTY



P = W = R =

Material

D2
M2
PM4
Other

D =

L =

Precision L =
+/- .001" / +/- .02mm

H =

T =

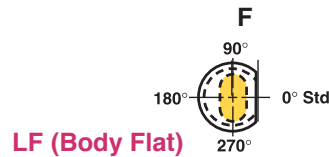
Other

Precision T =

B =

OR
L₂ =

Coating =



LF (Body Flat)

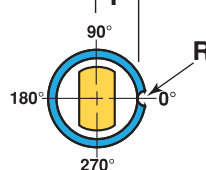
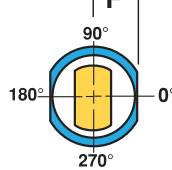
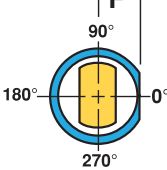
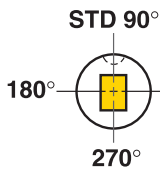
Locating Methods

BALL SEAT

LM1

LM2

Dowel



R =

F =

F =

Company Name	City	State
Description (Supplied by Porter Precision Products)		
Notes and or other Alteration requests		
		Qty <input type="text"/>

660 James Road
Alpharetta, GA 30004

(770) 751-7234
(770) 751-7238 fax
Georgia@PorterPunch.com

30 Duke Street West
Suite #503
Kitchener, Ontario, Canada
N2H 3W5
Canada@PorterPunch.com